


JCP CONSTRUCTION PRODUCTS**Hollow Wall Anchors***Data Sheet***Hollow Wall Anchor**

An all metal cavity, expanding cavity fixing suitable for use in plasterboard and any other cavity application. With 5 expanding legs the Hollow Wall Anchor provides the maximum bearing area to withstand lateral and shear loads



Five Way Expansion



Anti Rotation Lugs

Pan Head Screw

Flange Head

Thread Diam	mm
Hole Diam	mm
Screw Length	mm
Wall Thickness	mm
Maximum Fixture Thickness	mm

4				5			6	
7				10			13	
25	45	50	65	45	60	70	60	70
0-4	8-13	16-20	22-27	5-10	5-13	17-25	7-13	16-24
8	16	17	30	17	26	26	30	26

Rec. Tensile Loads	kN
Rec. Shear Loads	kN





0.10	0.10	0.18	0.18	0.18	0.18	0.18	0.29	0.29
0.14	0.14	0.23	0.23	0.23	0.23	0.23	0.34	0.34

Hollow wall Anchors are suitable for use in most cavity situations such as plasterboard, hollow blocks and hollow clay pots. They can be expanded either by tightening the screw or for more rapid installation the use of a Hollow Wall Anchor Setting Tool.

The loading of the fixing is often determined by the strength of the base material.

Typical Applications:

Fixing small cupboards, mirrors, pictures or hanging light suspended ceilings.

Installation Instructions

1. Drill correct diameter hole in base material.
2. Insert fixing through hole
3. Expand anchor using screw or setting tool.
4. Remove screw, position fixture, insert screw and tighten.

SALES OFFICES

Dartford	01322 277733
Elland	01422 370121
Milton Keynes	01908 330050

Stone	01785 819819
Swindon	01793 527829



JCP Construction Products, Unit 14 Teddington Business Park, Station Rd, Teddington, Middlesex TW11 9BQ

Tel. 020 8943 1800

Fax 020 8943 1140

Website www.jcpfixings.co.uk